



International Cooperation Activities Capacities Programme

*INCONTACT – Trans-National Co-operation for NCPs
Pretoria (South Africa) 1-2 December 2008*

*Michele Genovese
DG Research
Specific International Cooperation Activities*





EUROPEAN
COMMISSION

Community research

- Third Countries participations / success rate
- International activities in Work programmes
- Analysis and discussion

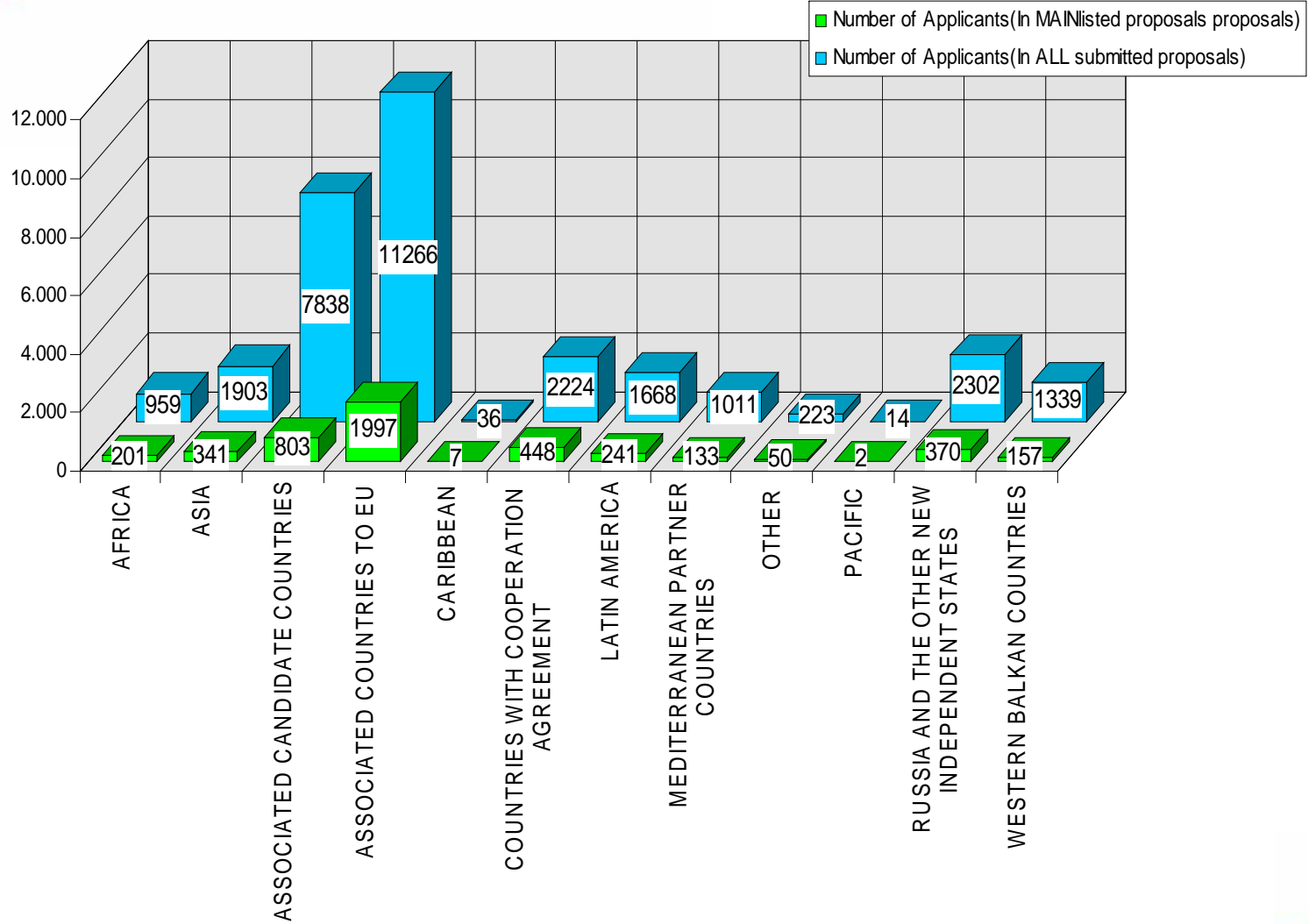




EUROPEAN
COMMISSION

Community research

Regions in all submitted versus mainlisted proposals (except member states)

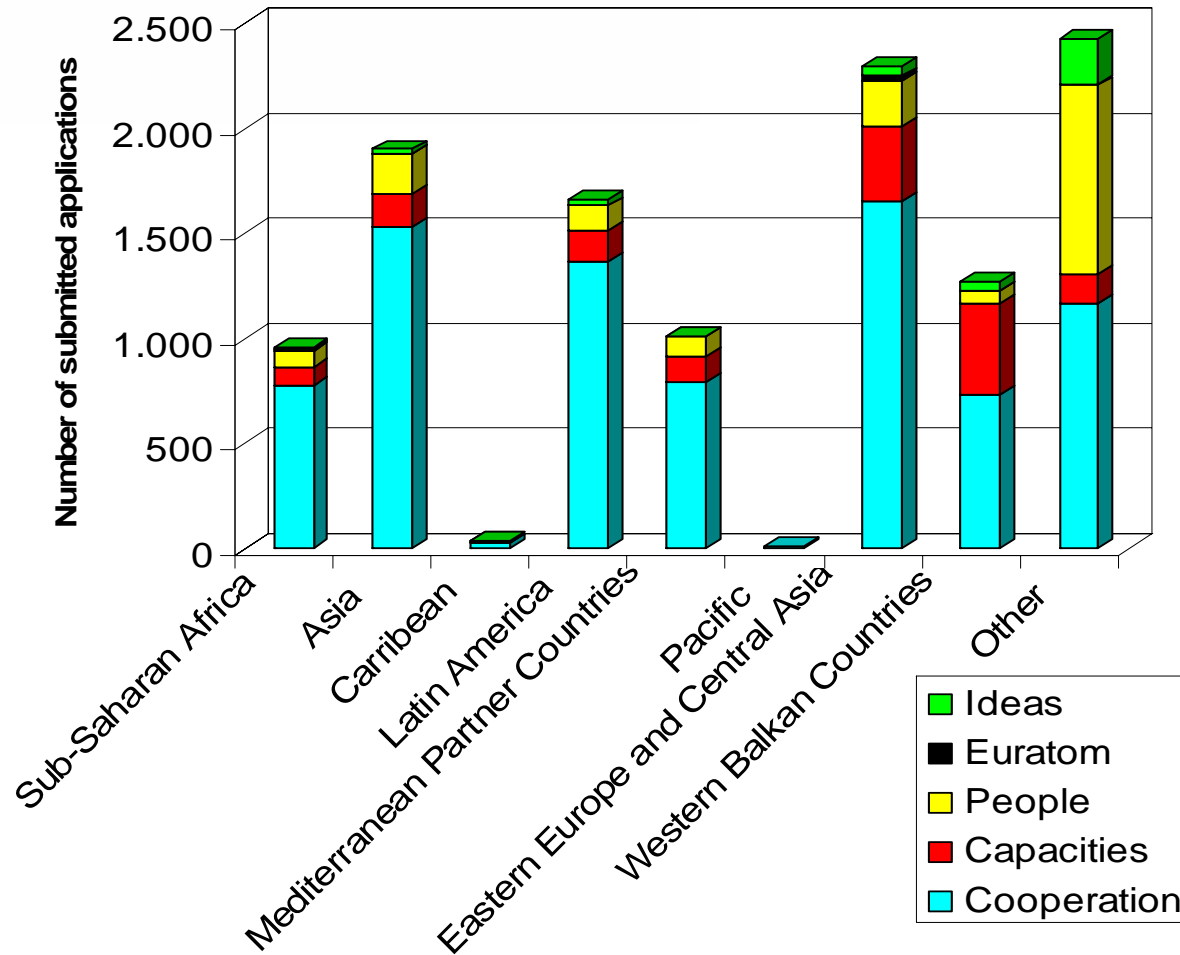




EUROPEAN
COMMISSION

Community research

Third Countries participation in FP7 Submitted Proposals

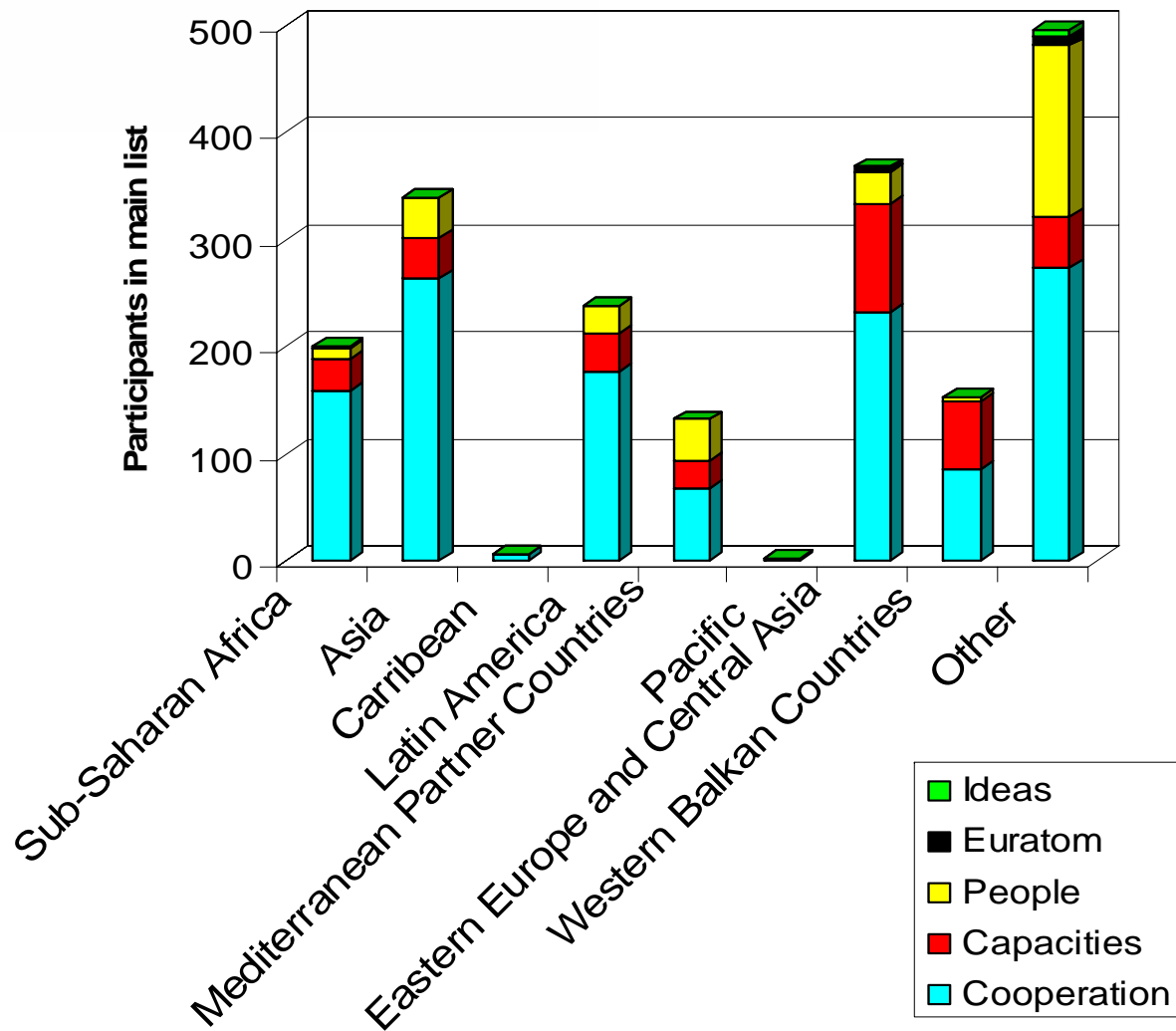




EUROPEAN
COMMISSION

Community research

Third Countries participation in FP7 Selected Proposals





EUROPEAN
COMMISSION

Community research

Sub - Saharian Africa

Submitted proposals

Applicants	Total Cost	Requested contribution
959	201.057.364	154.220.074



Sub - Saharian Africa

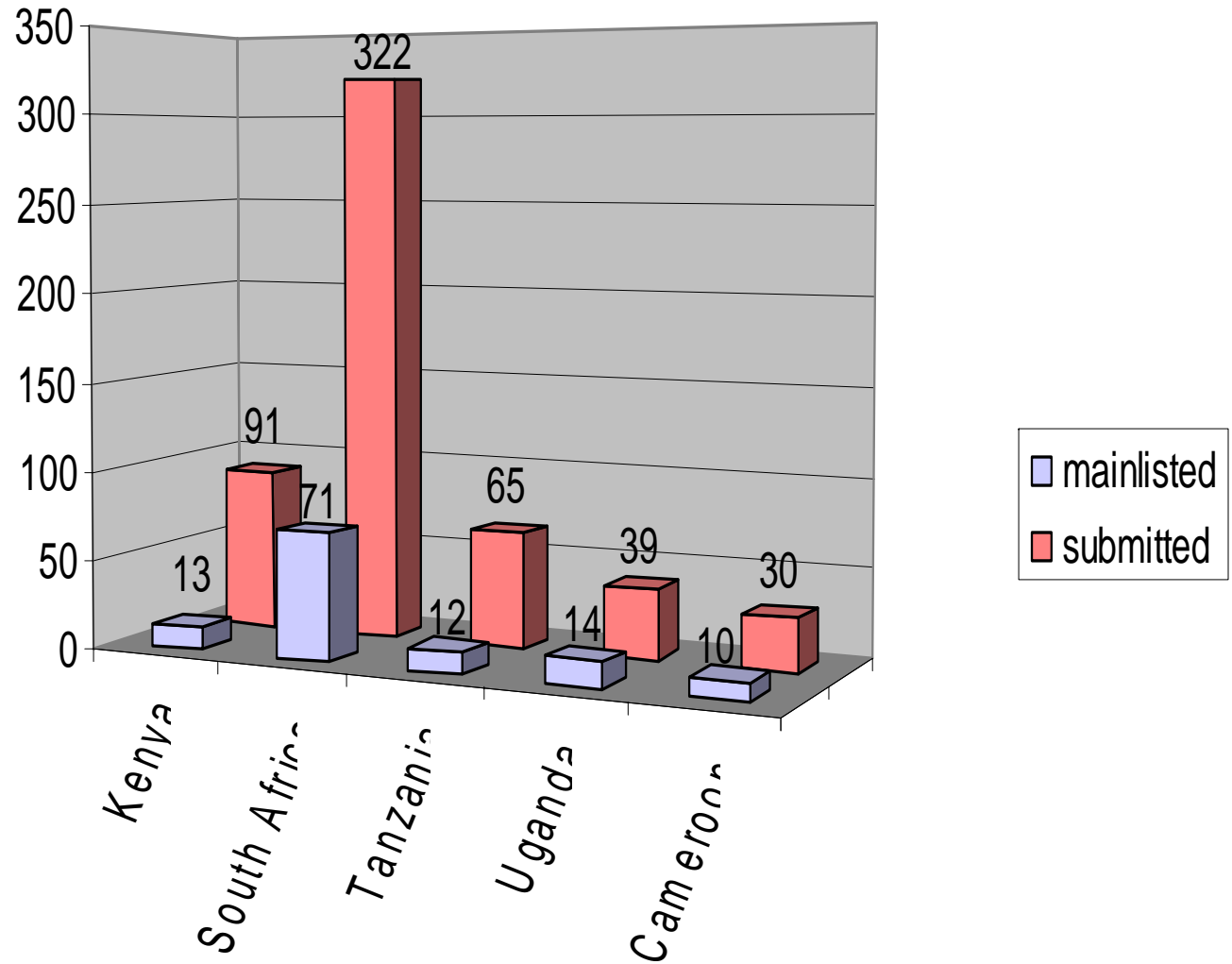
Mainlisted proposals

Applicants in	Total Cost	Requested contribution
201	35.504.464	26.544.768



EUROPEAN
COMMISSION

Community research





EUROPEAN
COMMISSION

Community research

Applicant Country Name	Number of Applicants (submitted)	Applicant Total Cost	Applicant Requested Contribution	Number of Applicants (main listed)	Applicant Total Cost	Applicant Requested Contribution
Angola	2	68.480	68.480			
Benin	12	2.662.829	2.030.878	2	1.141.745	859.860
Botswana	7	442.677	370.538	4	221.646	169.909
Burkina Faso	32	6.534.024	4.674.510	8	2.169.319	1.693.872
Burundi	2	762.980	573.940			
Cameroon	30	5.749.659	4.672.443	10	2.192.056	1.900.463
Cape Verde	10	1.341.340	1.156.880	3	569.040	491.355
Central African Republic	1	323.692	256.769	1	323.692	256.769
Chad	2	1.631.595	842.701			
Comoros	3	354.680	306.285			
Congo	5	1.563.380	927.316			
Congo (Democratic Republic of)	16	2.990.495	2.410.742	1	165.260	126.020
Côte d'Ivoire	6	2.038.197	1.581.005	2	280.456	247.124
Djibouti	1	92.000	85.600			
Equatorial Guinea	1	110.680	110.680			
Eritrea	1					
Ethiopia	41	7.148.889	5.881.552	4	636.723	502.792






EUROPEAN
COMMISSION

Community research

Applicant Country Name	Number of Applicants (submitted)	Applicant Total Cost	Applicant Requested Contribution	Number of Applicants (mainlisted)	Applicant Total Cost	Applicant Requested Contribution
Gabon	3	900.100	572.924			
Gambia	2	416.700	312.900			
Ghana	43	6.824.427	5.778.384	7	792.387	664.165
Guinea	2	253.730	203.048			
Guinea-Bissau	3	2.576.000	2.576.000			
Kenya	91	23.861.783	18.931.339	13	3.174.458	2.582.847
Lesotho	2	236.768	189.633	1	47.225	47.225
Madagascar	4	440.565	374.565	1	73.565	73.565
Malawi	10	1.297.389	808.374	3	324.142	211.418
Mali	20	4.118.864	3.302.637	5	1.787.626	1.499.900
Mauritania	1	64.200	64.200			
Mauritius	3	372.248	289.716	1	30.495	30.495
Mozambique	20	3.046.843	2.253.680	5	1.455.133	1.130.807
Namibia	10	2.114.077	1.687.523	4	499.792	368.271
Niger	11	1.627.687	1.233.842	2	80.000	80.000



Applicant Country Name	Number of Applicants (submitted)	Applicant Total Cost	Applicant Requested Contribution	Number of Applicants (mainlisted)	Applicant Total Cost	Applicant Requested Contribution
Nigeria	36	3.911.909	2.967.027	8	663.629	524.280
Rwanda	10	1.914.974	1.403.571	2	78.392	74.882
Sao Tome and Principe	1					
Senegal	38	6.000.292	4.669.699	9	1.081.200	975.765
Seychelles	3	96.960	80.210	2	96.960	80.210
Sierra Leone	5	487.729	434.722			
Somalia	1	72.000	54.000	1	72.000	54.000
South Africa	322	72.618.462	53.584.625	71	12.257.115	7.688.401
Sudan	12	2.533.167	2.145.014	1	308.671	239.834
Swaziland	3	803.000	503.000			
Tanzania (United Republic of)	65	17.133.746	13.588.989	12	2.305.681	1.799.107
Togo	5	1.949.220	1.179.500			
Uganda	39	7.020.384	5.529.633	14	2.045.082	1.650.690
Zambia	18	3.625.114	2.848.554	4	630.974	520.742
Zimbabwe	4	923.429	702.446			
Sum:	959	201.057.364	154.220.074	201	35.504.464	26.544.768

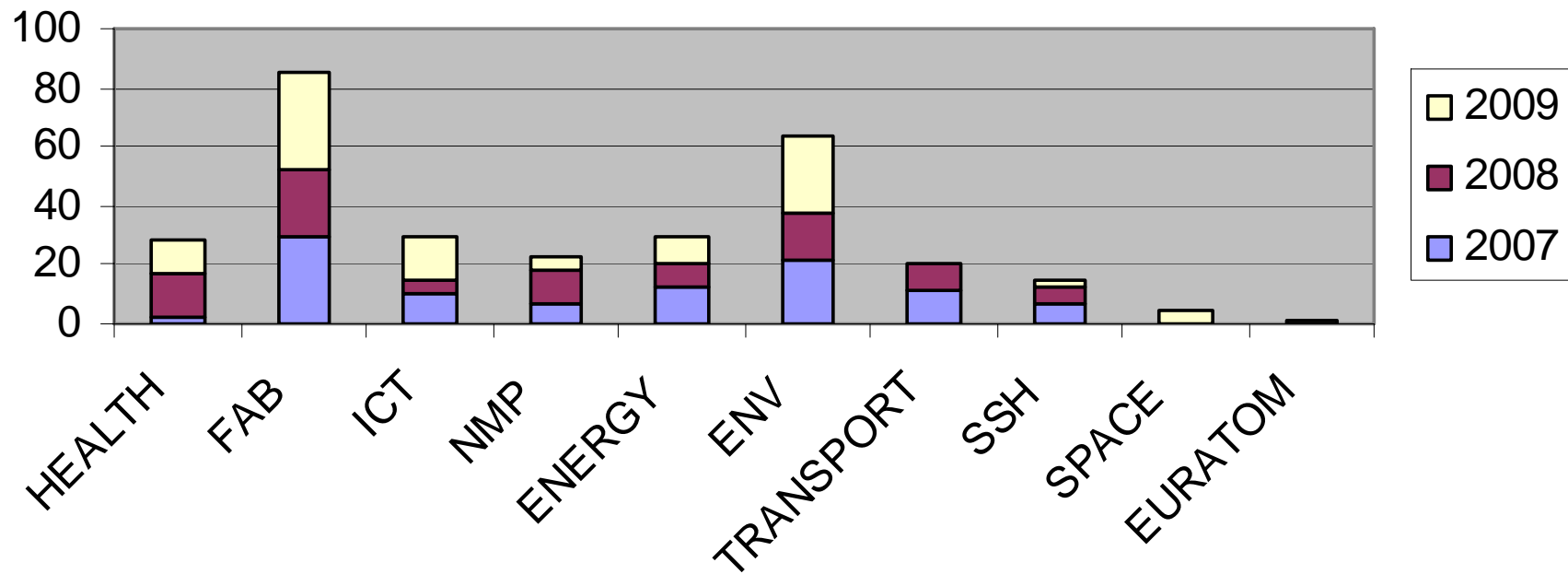




EUROPEAN
COMMISSION

Community research

Distribution of the whole international activities in WPs 2007-2008-2009

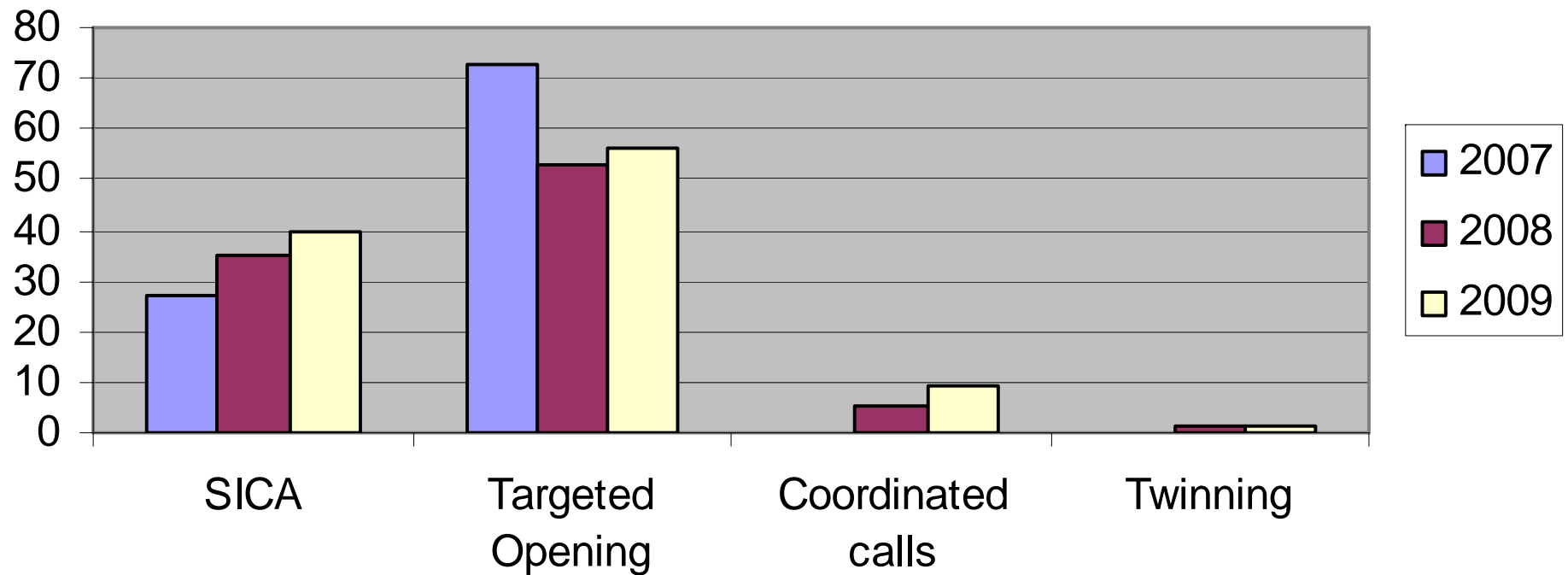




EUROPEAN
COMMISSION

Community research

Main distribution of FP7 instruments for international cooperation





EUROPEAN
COMMISSION

Community research

Specific International Cooperation Activities (SICA):

→ Specific topic, participation of third country partners ensured

Targeted opening:

→ the participation of third country partners in consortia is 'particularly well suited for international cooperation, to be reflected in the evaluation.

Coordinated calls:

→ an FP call that is coordinated with a similar call or "solicitation" issued by a funding agency in a third country.

Twinning:

→ 'Twinning' represents a way of promoting cooperation between projects independently generated and funded under the FP and under third country research funding schemes

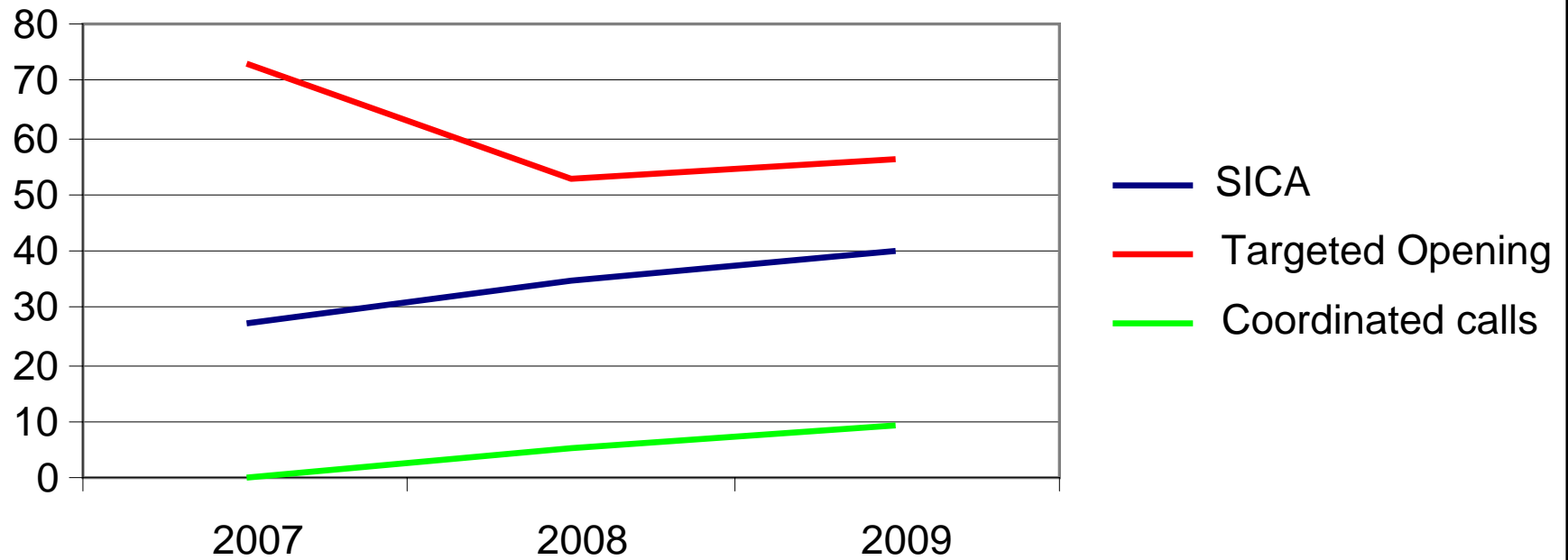




EUROPEAN
COMMISSION

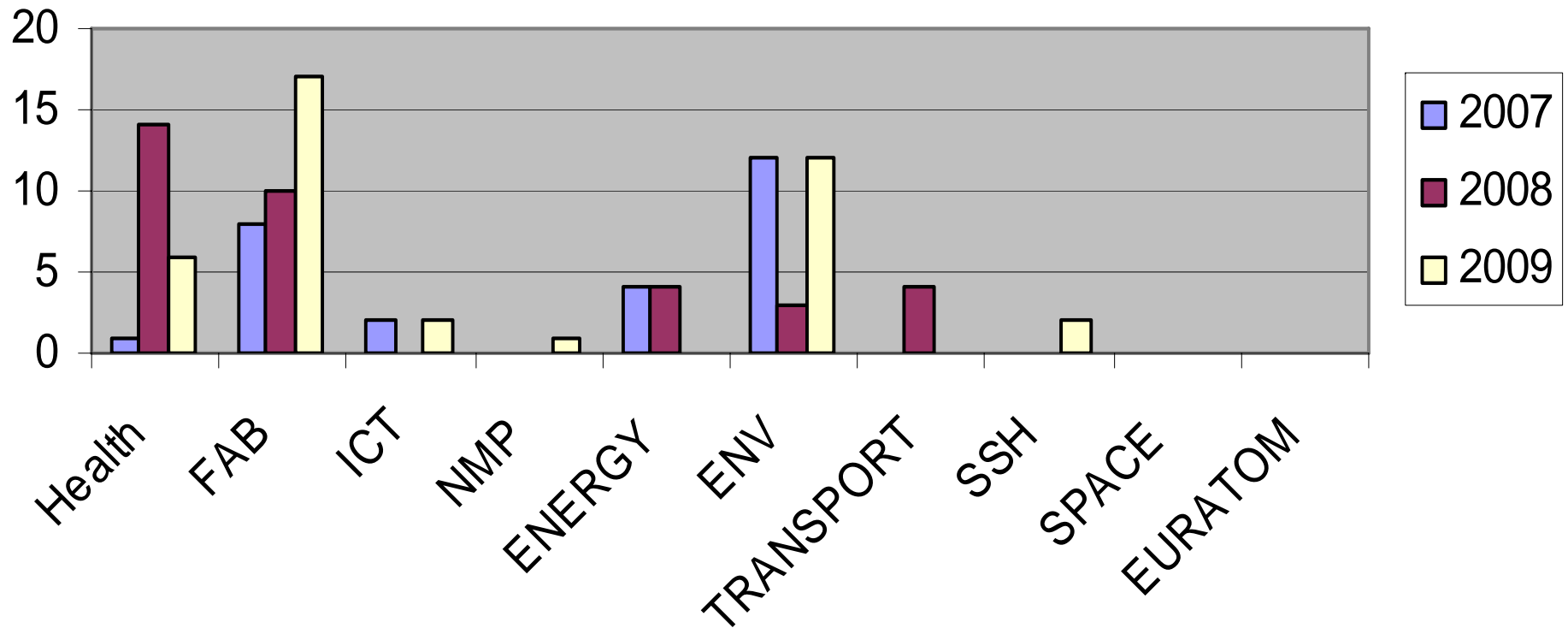
Community research

Distribution of SICAs, Targeted Opening and Coordinated Calls in WPs 2007-2008-2009





Distribution of SICAs in FP7 Thematic Priorities (WPs 2007-2008-2009)

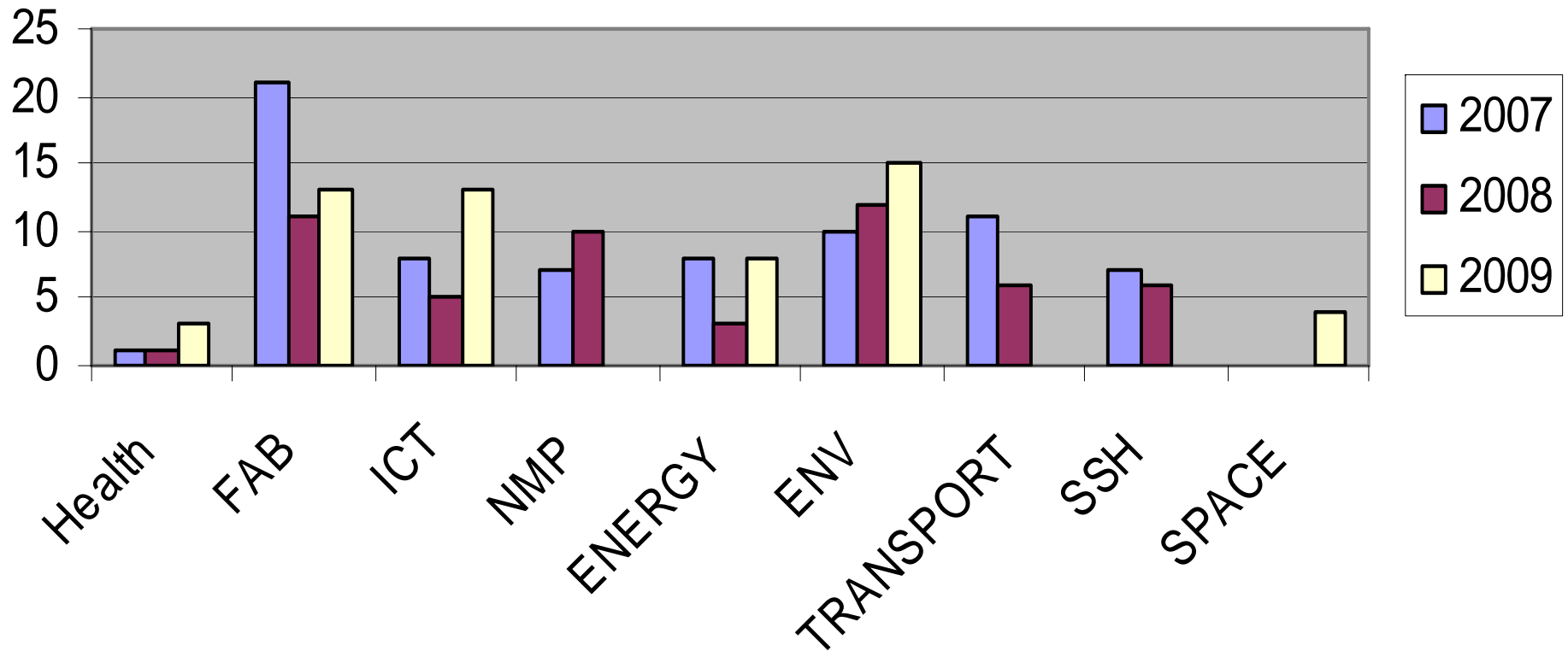




EUROPEAN
COMMISSION

Community research

Distribution of Targeted Opening in FP7 Thematic Priorities (WPs 2007-2008-2009)





EUROPEAN
COMMISSION

Community research

Overall results:

- Participations / selections percentages

Satisfactory?

For whom ?

- EU Member states and Associated countries ?
- Third Countries ?

Which ones ?

Big international competitors, small peripheral countries ?





EUROPEAN
COMMISSION

Community research

- Judgement not on rough figures but on **quality**: not only the participation figures but participants role, contribution, results sharing and possibly exploitation
- Regional approach: are entire regions/specific countries risking to be neglected ?
WHY ? For basic weakness ?
HOW ? For scarce consideration of potential partners ?





EUROPEAN
COMMISSION

Community research

FP6 approach:

- Copernicus
- INTAS
- Opening-up (reserve)

FP7 approach

Advantages, disadvantages





EUROPEAN
COMMISSION

Community research

Question

Taking advantage of its specific composition, to which extent can the INCO / NCP network contribute to a better understanding of International cooperation in FP7 and to play an active role in the overall assessment of its implementation ?

In cooperation with whom ?

EU Institutions, local scientific communities, political deciders, media - public opinion ?

Can the next INCONTACT initiative try to set up a platform of analysis, discussion and maybe also proposals formulation in connection with other parallel initiatives ?



Proposal

The recently launched INCO calls offer not negligible opportunities to tackle such kind of problems by focussing on countries and regions which have not been included in the on-going INCO Net and Bilat projects.

In addition to the main tasks outlined by its work programme INCONTACT might extend its scope to the creation of synergies with these and other parallel initiatives specially in view of the 2010 and following WPs drafting.