

SME Participation in the Framework Programme



Christian Hansen

Division for International Collaboration & Networks

VINNOVA

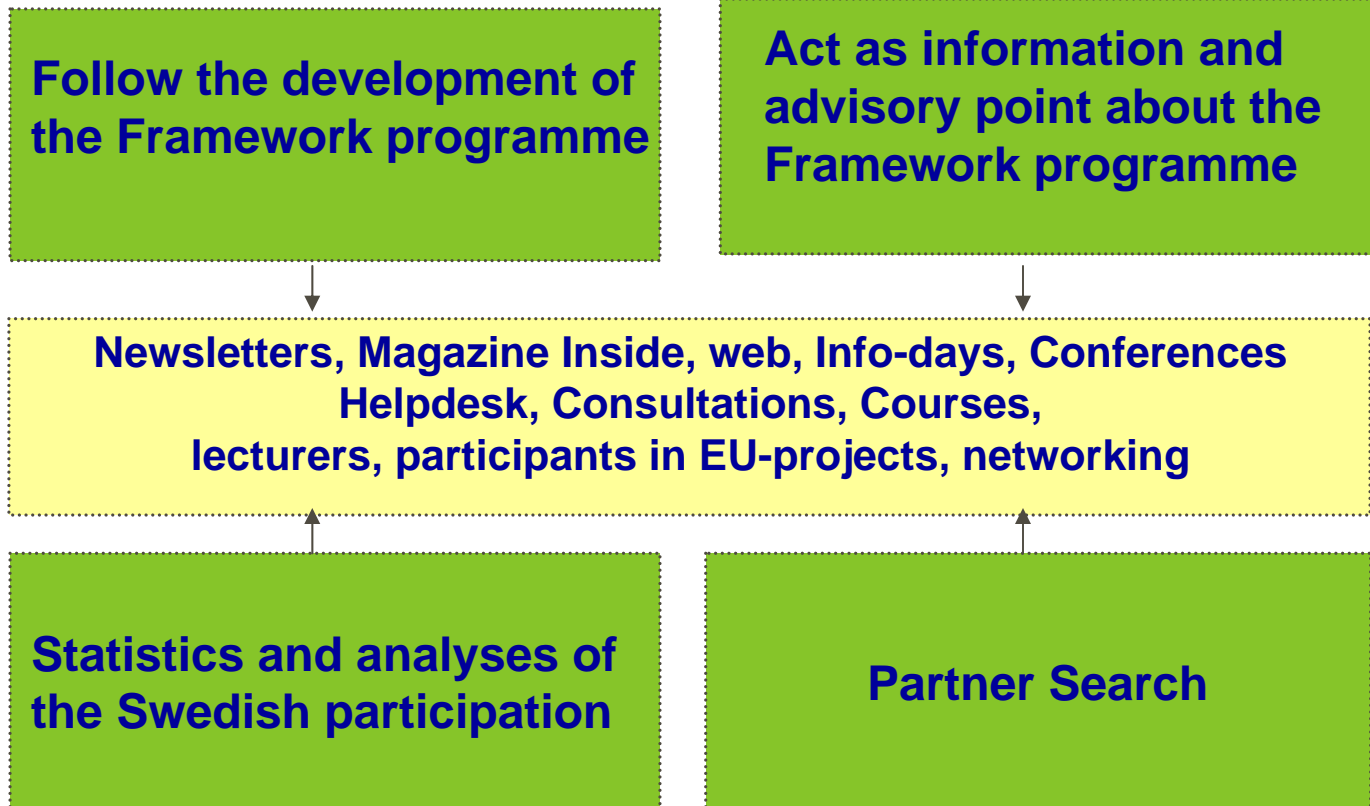


CONTENT

- **VINNOVA's Role**
- **SME Participation in the Framework Programme**
- **Swedish participation in general**
- **Swedish SMEs participation**



National Contact Point (NCP) for the Framework Programme





SME Participation in the Framework Programme (1)

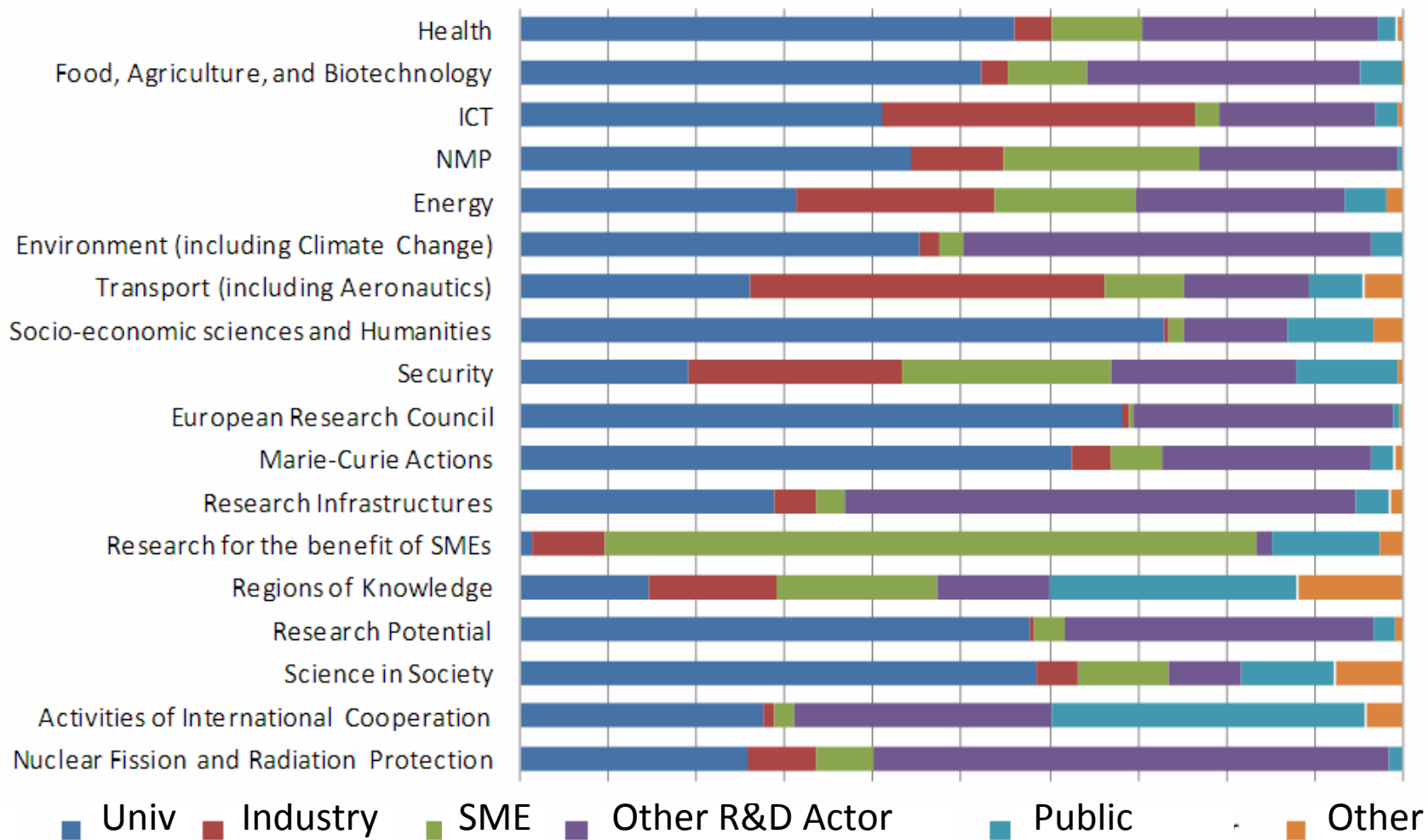
A total of 1 513 FP7 project contracts are signed, of which 901 (60%) have at least 1 SME participant.

16 223 participants are involved, of which 2 482 are SMEs (15%).

EC contribution in these projects is 5 444 M €, of which EUR 666.6 million for SMEs. That makes 12.3 %, compared to the goal of 15% of the whole budget.



SME Participation in the Framework Programme (2)



Avser 10 främstaländerna inom varje kategori



SME Participation in the Framework Programme (3)

As % of total applicants
(interest to participate)

<u>Country</u>	<u>Total</u>	<u>% SME.</u>
Germany	<u>appl.</u>	27.9
Italy	16 483	27.6
UK	14 511	23.0
France	13 251	25.5
Sweden	10 452	22.0
Austria	4 196	35.8
Poland	3 450	26.7
Romania	2 848	37.0
Hungary	2 050	37.2
Estonia	1 961	43.6
Turkey	482	33.9
Switzerland	1 213	27.9
	3 657	



SME Participation in the Framework Programme (4)

As % of total Contracts
(actual participation, success)

<u>Country</u>	<u>Total</u>	<u>% SME.</u>
Germany	<u>appl.</u>	15.8
Italy	2 528	14.0
UK	1 596	13.8
France	1 851	14.3
Sweden	1 694	12.8
Austria	654	19.3
Poland	479	10.1
Romania	286	17.7
Hungary	158	16.2
Estonia	204	20.0
Turkey	70	14.9
Switzerland	87	11.3
	205	



SME Participation in the Framework Programme (5)

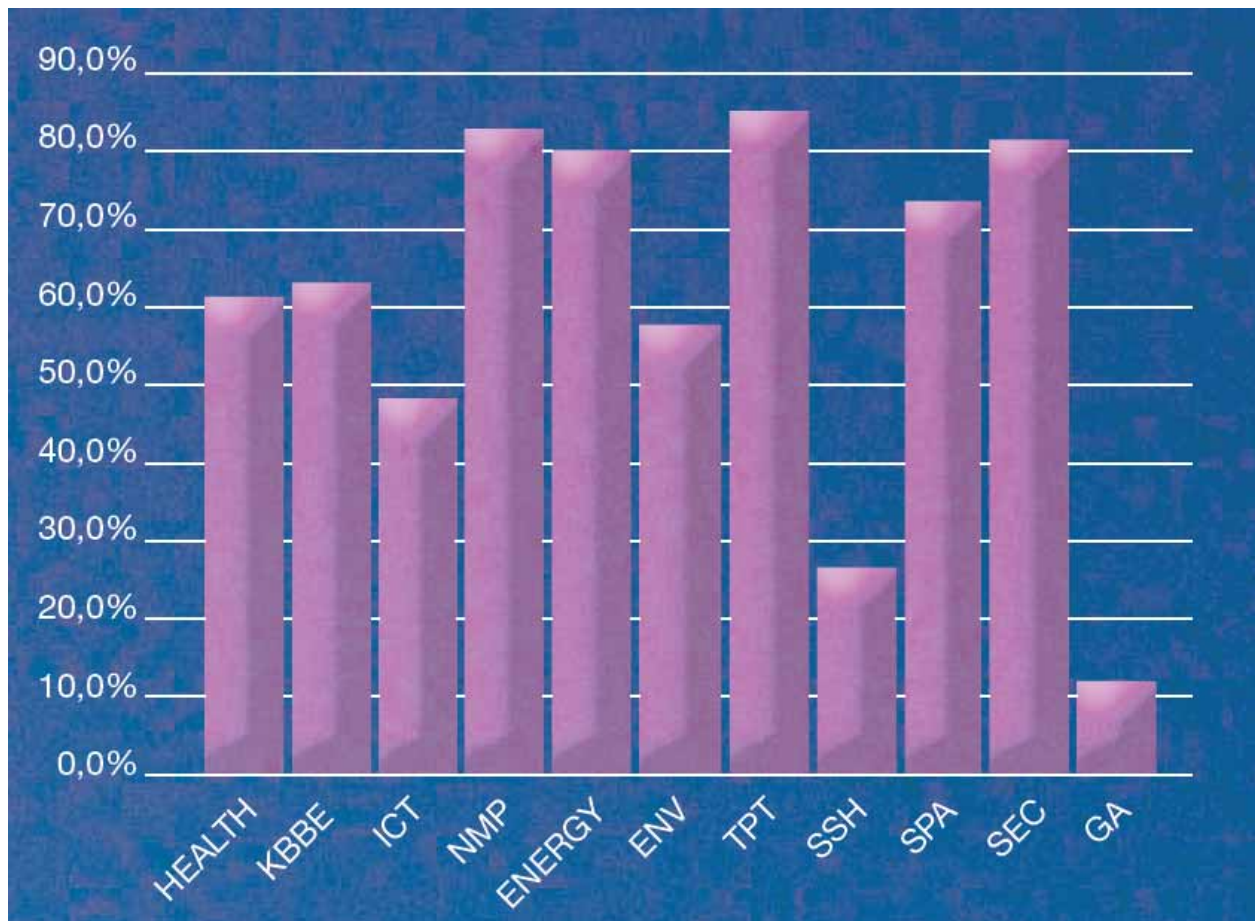
As % of Contribution
(financial benefit)

<u>Country</u>	<u>M €</u>	<u>% SME.</u>
Germany	1 014	12.2
Italy	497	11.4
UK	669	10.0
France	703	10.2
Sweden	244	11.5
Austria	166	18.6
Poland	65	14.3
Romania	24	17.0
Hungary	34	25.7
Estonia	11	21.4
Turkey	15	19.1
Switzerland	205	15.0



SME Participation in the Framework Programme (6)

Per Cooperation Theme, % of contracts including a SME

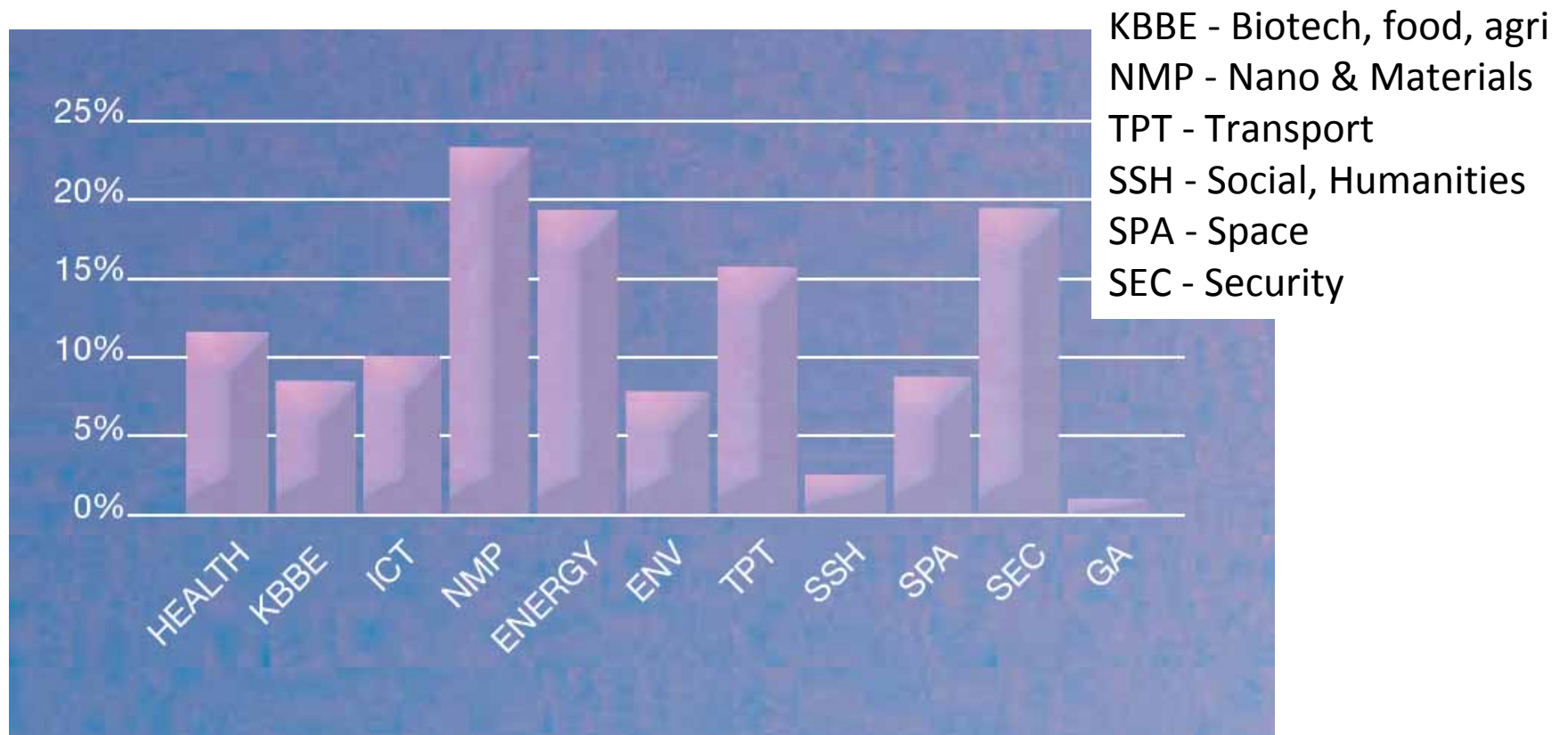


KBBE - Biotech, food, agri
NMP - Nano & Materials
TPT - Transport
SSH - Social, Humanities
SPA - Space
SEC - Security



SME Participation in the Framework Programme (7)

Per Cooperation Theme, Contribution





SME Participation in the Framework Programme (9)

SME profiles

Participating SMEs breakdown per size

- 30% are 'Micro companies' (with fewer than 10 employees);
- 39% are 'Small companies' (from 10 to 49 employees);
- 31% are 'Medium-sized companies' (from 50 to 249 employees).

Role of SMEs in the project

A total of 106 FP7 Cooperation projects (7%) are coordinated by an SME.

A total of 42% of the participating SMEs are acting as Work Package leaders,



Swedish (SE) SMEs participation

Participation in general

Overview FP7 (Oct 08)	FP7 total	FP7 SE
SE Participants	12 839	490 (3.8%)
Nr of Coordinators	2338	73 (3.1%)
Nr of Projects	2338	343 (14.7%)
M €	3 900	161 (4.1%)
Overview FP6	FP6 total	FP6 SE
SE Participants	74 583	2648 (3.6%)
Nr of Coordinators	10 106	330 (3.3%)
Nr of Projects	10 107	1717 (16.7%)
M €	16 700	677 (4.1%)

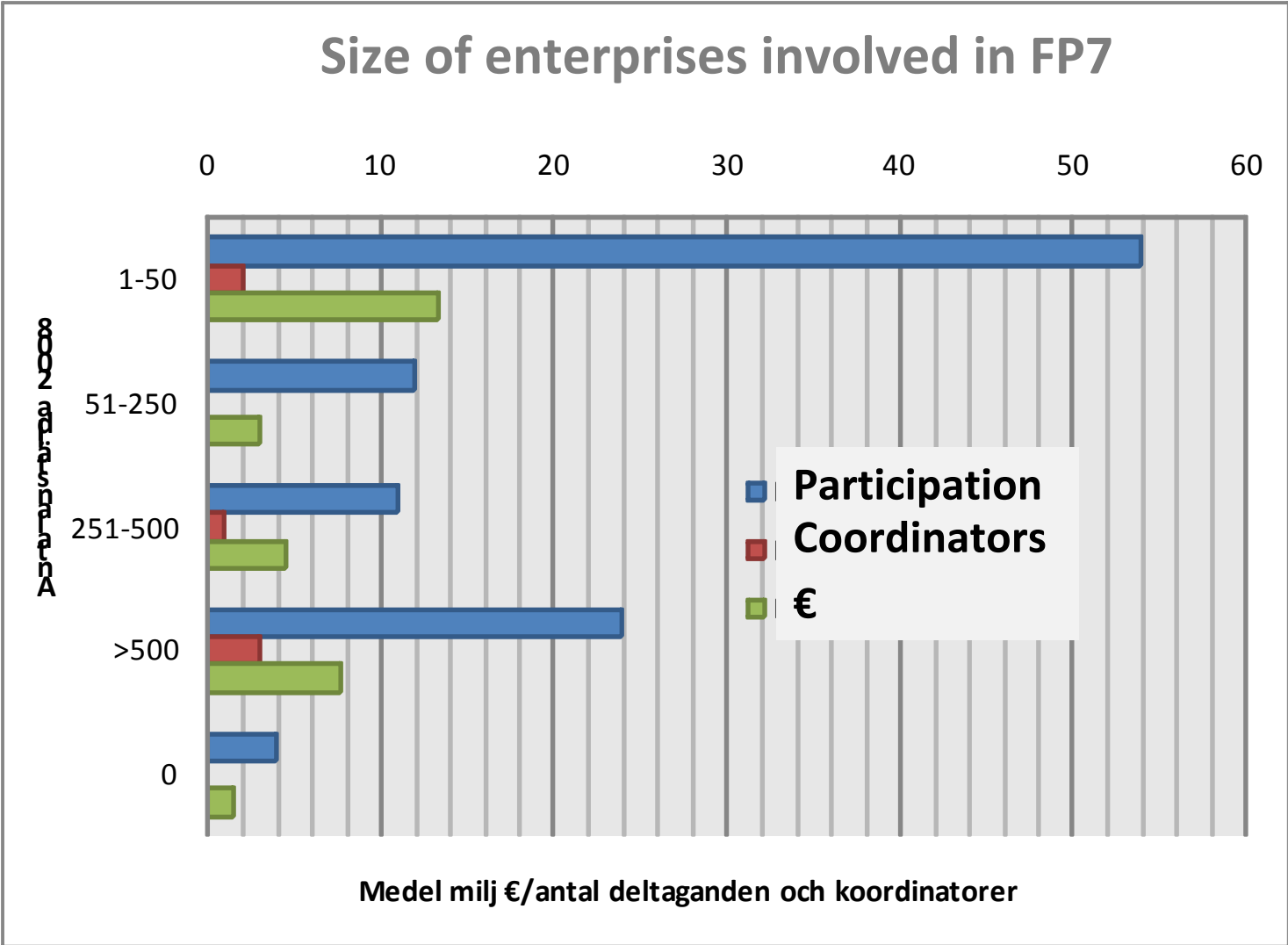


Swedish (SE) SMEs participation

Participation in general

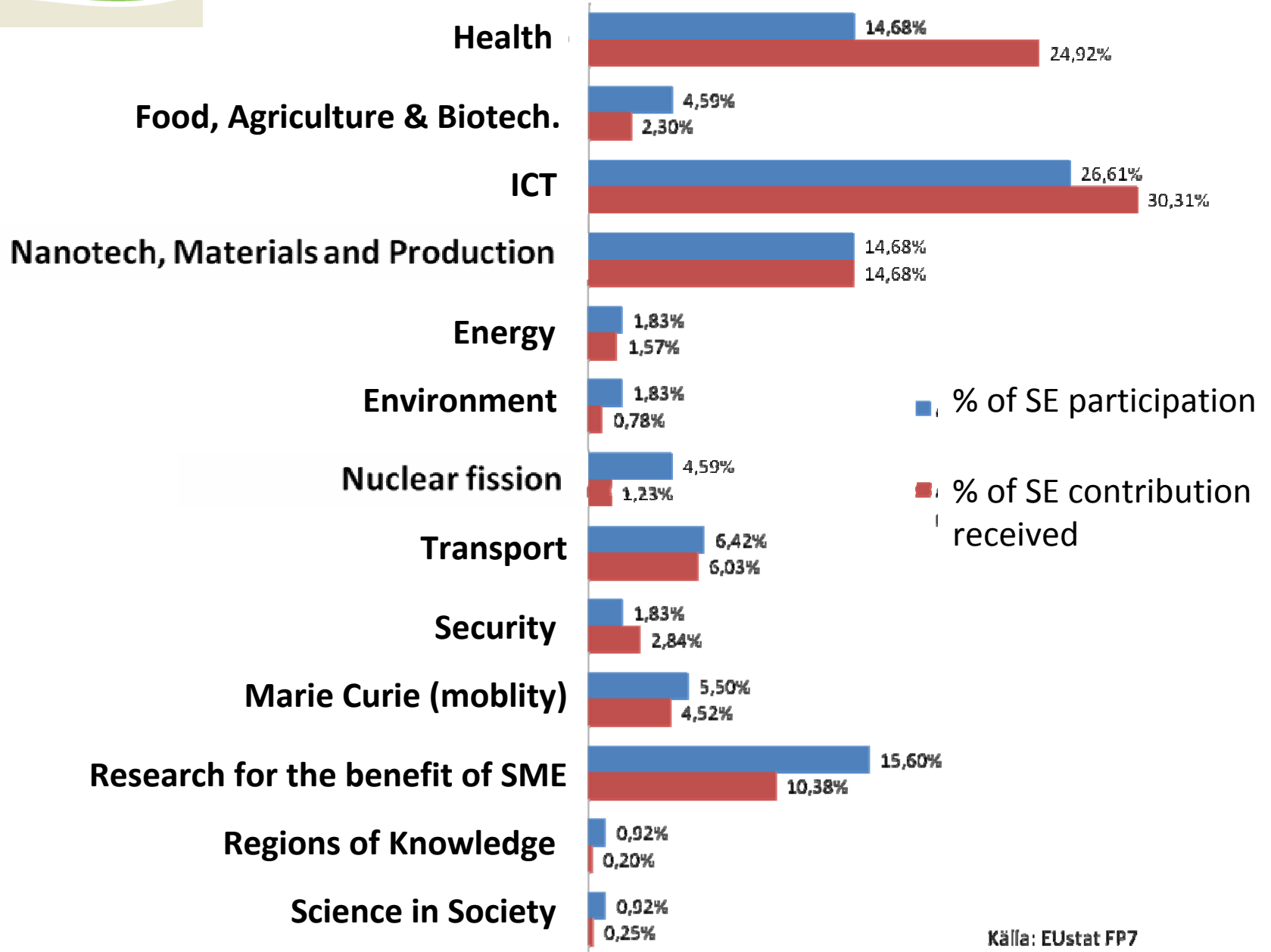
Type of organisation	SE participation	%	Coordinators	Contributed €	%
Universities	290	59,2%	61	109,61	67,9%
Industry	112	22,9%	7	31,52	19,5%
Industry Institutes	22	4,5%	1	9,92	6,1%
Other institutes	13	2,7%	1	3,83	2,4%
Public actors	40	8,2%	1	4,90	3,0%
others	13	2,7%	2	1,74	1,1%
Total	490	100,0%	73	161,52	100,0%

Size of enterprises involved in FP7





Swedish SME in FP7 (compared to other actors)





Thank you!

christian.hansen@vinnova.se

Further information:

<http://ec.europa.eu/research/sme-techweb>

Swedish SME NCP:

Ms Liselott Forsell

liselott.forsell@vinnova.se